

TuffSpec® Wire



INTRODUCTION

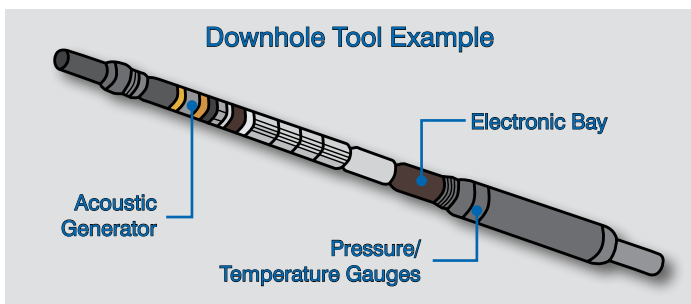
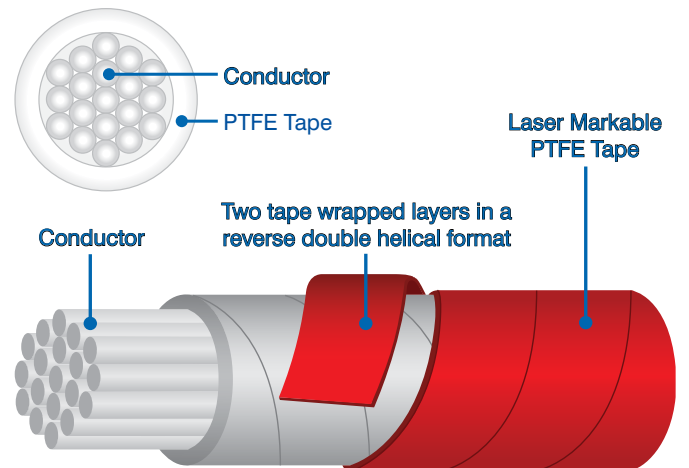
Amphenol CIT introduces TuffSpec®, our new line of PTFE tape wrapped hook up wire designed for the extremely harsh environments of the oil and gas industry.

TuffSpec is manufactured using Amphenol CIT's proprietary Seamless tape technology that provides the advantages of a tape wrap with the look and feel of an extruded product. A double helical wrap provides an exceptionally consistent insulation that is more durable than extruded PTFE insulations. TuffSpec is available in both 200 °C (silver) and 260 °C (nickel) versions. Downhole tooling and perforating guns are typical applications.

KEY FEATURES

- » Double helically wrapped PTFE tape
- » Seamless tape construction which provides the smooth surface of an extruded product
- » 20% improved insulation tensile strength compared to extruded PTFE
- » 10% less insulation thickness and improved concentricity compared to extruded PTFE

STANDARD CONFIGURATION OVERVIEW



TuffSpec® Wire

SPECIFICATION DATA


Wire Size AWG	Stranding	Part Number	Diameter		Resistance Ohm/m @ 20 °C		Tank Test Direct Current*	Weight lbs./1000 ft (kg/1000 m)		
			Conductor Inch (mm)	Insulation Inch (mm)	Silver	Nickel		Silver	Nickel	
250 Volts – 60 Hz RMS – 750 Volts D.C. – 0.004 in Nom. Wall										
28	19 X 40	TS-28x4-xx	0.015 (0.38)	0.023 (0.58)	61.5	63.5	3000	0.8 (1.19)	0.8 (1.19)	
26	19 X 38	TS-26x4-xx	0.019 (0.48)	0.027 (0.69)	38.4	42.2	3000	1.2 (1.79)	1.2 (1.79)	
24	19 X 36	TS-24x4-xx	0.024 (0.61)	0.032 (0.81)	24.3	25.9	3000	1.8 (2.68)	1.8 (2.68)	
22	19 X 34	TS-22x4-xx	0.03 (0.76)	0.038 (0.97)	15.1	16	3000	2.8 (4.17)	2.8 (4.17)	
20	19 X 32	TS-20x4-xx	0.038 (0.97)	0.046 (1.17)	9.2	9.8	3000	4.3 (6.40)	4.3 (6.40)	
18	19 X 30	TS-18x4-xx	0.047 (1.19)	0.055 (1.40)	5.8	6.1	3000	6.4 (9.52)	6.5 (9.67)	
16	19 X 29	TS-16x4-xx	0.053 (1.35)	0.061 (1.55)	4.5	4.8	3000	8 (11.90)	8.1 (12.05)	
14	19 X 27	TS-14x4-xx	0.066 (1.68)	0.074 (1.88)	2.9	3	3000	12.4 (18.45)	12.5 (18.60)	
600 Volts – 60 Hz RMS – 1800 Volts D.C. – 0.0065 in Nom. Wall										
28	19 X 40	TS-28x6-xx	0.015 (0.38)	0.028 (0.71)	61.5	63.5	5000	1 (1.49)	1.4 (2.08)	
26	19 X 38	TS-26x6-xx	0.019 (0.48)	0.032 (0.81)	38.4	42.2	5000	1.4 (2.08)	1.5 (2.23)	
24	19 X 36	TS-24x6-xx	0.024 (0.61)	0.037 (0.94)	24.3	25.9	5000	2 (2.98)	2.1 (3.12)	
22	19 X 34	TS-22x6-xx	0.03 (0.76)	0.043 (1.09)	15.1	16	5000	3.1 (4.61)	3.1 (4.61)	
20	19 X 32	TS-20x6-xx	0.038 (0.97)	0.051 (1.30)	9.2	9.8	5000	4.7 (6.99)	4.6 (6.84)	
18	19 X 30	TS-18x6-xx	0.047 (1.19)	0.06 (1.52)	5.8	6.1	5000	6.8 (10.12)	6.9 (10.27)	
16	19 X 29	TS-16x6-xx	0.053 (1.35)	0.066 (1.68)	4.5	4.8	5000	8.5 (12.65)	8.6 (12.80)	
14	19 X 27	TS-14x6-xx	0.066 (1.68)	0.079 (2.01)	2.9	3	5000	13 (19.34)	13.1 (19.49)	
1000 Volts – 60 Hz RMS – 3000 Volts D.C. – 0.009 in Nom. Wall										
28	19 X 40	TS-28x9-xx	0.015 (0.38)	0.033 (0.84)	61.5	63.5	8000	1.2 (1.79)	1.6 (2.38)	
26	19 X 38	TS-26x9-xx	0.019 (0.48)	0.037 (0.94)	38.4	42.2	8000	1.7 (2.53)	1.7 (2.53)	
24	19 X 36	TS-24x9-xx	0.024 (0.61)	0.042 (1.07)	24.3	25.9	8000	2.3 (3.42)	2.4 (3.57)	
22	19 X 34	TS-22x9-xx	0.03 (0.76)	0.048 (1.22)	15.1	16	8000	3.4 (5.06)	3.4 (5.06)	
20	19 X 32	TS-20x9-xx	0.038 (0.97)	0.056 (1.42)	9.2	9.8	8000	5.1 (7.59)	5 (7.44)	
18	19 X 30	TS-18x9-xx	0.047 (1.19)	0.065 (1.65)	5.8	6.1	8000	7.3 (10.86)	7.4 (11.01)	
16	19 X 29	TS-16x9-xx	0.053 (1.35)	0.071 (1.80)	4.5	4.8	8000	9 (13.39)	9.1 (13.54)	
14	19 X 27	TS-14x9-xx	0.066 (1.68)	0.084 (2.13)	2.9	3	8000	13.6 (20.24)	13.7 (20.39)	

Insulation O.D is ±0.002"

*Tank Test conducted on a 10 ft. sample from each production lot

PART NUMBER EXAMPLE

TS-14S9-01



Color Codes:

00	Black	05	Green
01	Brown	06	Blue
02	Red	07	Violet
03	Orange	08	Gray
04	Yellow	09	White

Conductor Material:

S	Silver
SA	Silver Alloy
NA	Nickel Alloy

AmphenolCIT
Cable & Interconnect Technologies

Learn More:
Amphenol-CIT.com

+1 (800) 458-9960
Sales@Amphenol-CIT.com