

Blanking Panels



Black Blanking Panel



737 Cockpit



A320 Cockpit

INTRODUCTION

Need to change the layout of the cockpit? Carlisle Interconnect Technologies (CarlisleIT) makes it easy with pre-fabricated blanking panels in a full range of sizes and colors. Panels come with color matched ¼ turn fasteners and drop right into standard pedestal, overhead and auxiliary panel locations, making any reconfiguration quick and easy. Don't see exactly what you need? CarlisleIT will gladly customize a panel to fit your specific application.

SPECIFICATIONS

- » Meets Boeing BACP10U Standard

Blanking Panels

OUTLINE DRAWINGS

Figure 1

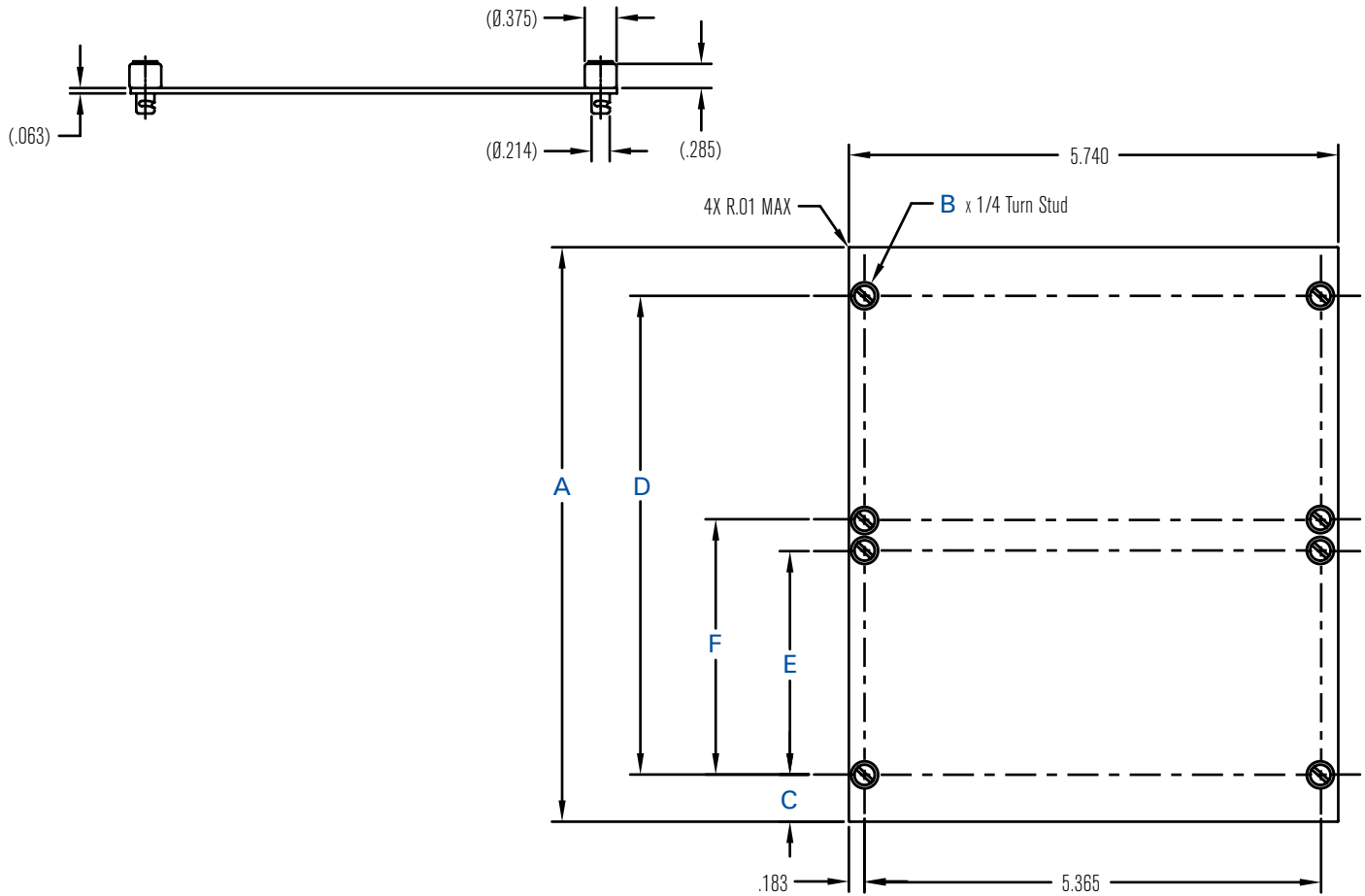


Figure 2

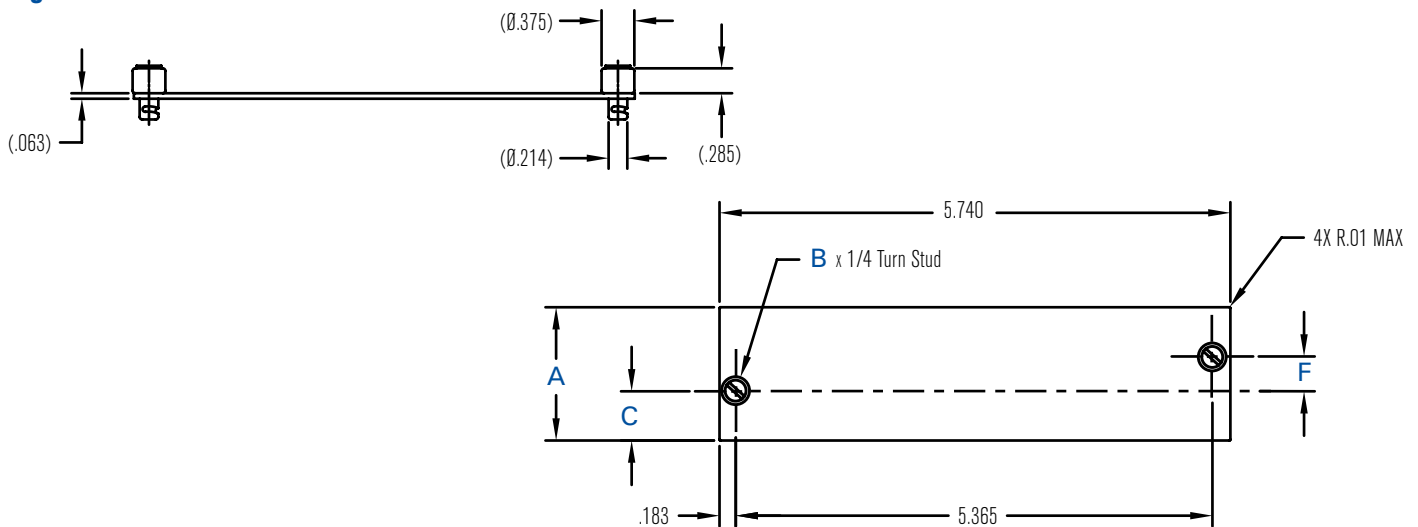
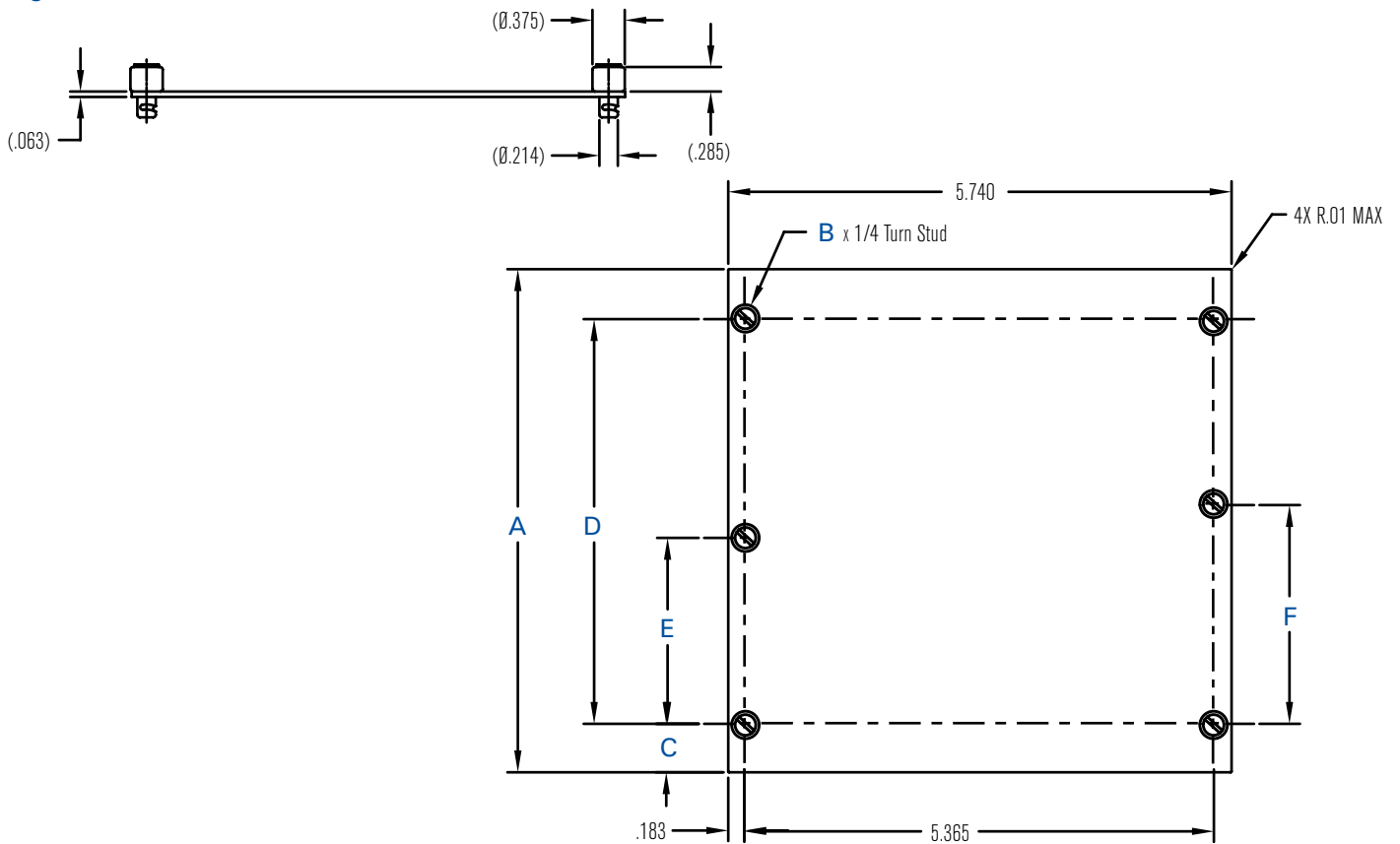


Figure 3



MATERIALS & FINISHES

Materials

- » Panels are aluminum alloy 5052-H32 or 6061-T4
- » Studs are cadmium plated steel, painted for color

Finishes

-1 Black Paint

- » MIL-PRF-85285 Paint in Color 37038 Black per FED-STD-595

-2 Gray Paint

- » BMS 10-83 Type III or Type V Paint in Boeing Color BAC 703 or
- » BMS 10-60 Type I in Boeing Color BAC 703

-3 Brown Paint

- » BMS 10-83 Type III or Type V Paint in Boeing Color 8328 per D-14080 or
- » BMS 10-60 Type I in Boeing Color 8328 per D-14080

-4 Gold Chem Film

- » Gold Chemical Film per MIL-DTL-5541, Type I, Class 1A

-5 Black Anodize

- » Black Anodize per MIL-A-8625, Type II, Class 2

-6 Gray Paint

- » BMS 10-83 Type III or Type V Paint in Color 36173 per FED-STD-595 or
- » MIL-PRF-85285 Paint in Color 36173 per FED-STD-595

-7 Beige Paint

- » BMS 10-83 Type III or Type V Paint in Boeing Color 8925

Part Number Table

Nominal Panel Height	A	Studs Included B	C	D	E	F	Figure Number	Finish Codes							Size Code
								Black Paint	Gray* Paint	Brown Paint	Gold Chem Film	Black Anodize	Gray* Paint	Beige Paint	
3/8"	0.356	2	0.188	--	--	--	1	-1	-2	-3	-4	-5	-6	-7	01
3/4"	0.728	2	0.188	--	--	--	1	-1	-2	-3	-4	-5	-6	-7	02
1-1/8"	1.104	2	0.562	--	--	--	1	-1	-2	-3	-4	-5	-6	-7	03
1-1/2"	1.48	2	0.56	--	--	0.375	2	-1	-2	-3	-4	-5	-6	-7	04
1-7/8"	1.855	4	0.554	0.75	--	--	1	-1	-2	-3	-4	-5	-6	-7	05
2-1/4"	2.23	4	0.554	1.125	--	--	1	-1	-2	-3	-4	-5	-6	-7	06
2-5/8"	2.605	4	0.554	1.5	--	--	1	-1	-2	-3	-4	-5	-6	-7	07
3"	2.98	4	0.554	1.875	--	--	1	-1	-2	-3	-4	-5	-6	-7	08
3-3/8"	3.355	4	0.554	2.25	--	--	1	-1	-2	-3	-4	-5	-6	-7	09
3-3/4"	3.73	4	0.554	2.625	--	--	1	-1	-2	-3	-4	-5	-6	-7	10
4-1/8"	4.105	4	0.554	3	--	--	1	-1	-2	-3	-4	-5	-6	-7	11
4-1/2"	4.48	4	0.554	3.375	--	--	1	-1	-2	-3	-4	-5	-6	-7	12
4-7/8"	4.855	4	0.554	3.75	--	--	1	-1	-2	-3	-4	-5	-6	-7	13
5-1/4"	5.23	4	0.554	4.125	--	--	1	-1	-2	-3	-4	-5	-6	-7	14
5-5/8"	5.605	4	0.554	4.5	--	--	1	-1	-2	-3	-4	-5	-6	-7	15
6"	5.98	4	0.554	4.875	--	--	1	-1	-2	-3	-4	-5	-6	-7	16
6-3/8"	6.355	6	0.554	5.25	2.625	--	1	-1	-2	-3	-4	-5	-6	-7	17
6-3/4"	6.73	6	0.554	5.625	2.625	3	3	-1	-2	-3	-4	-5	-6	-7	18
7-1/8"	7.105	6	0.554	6	3	--	1	-1	-2	-3	-4	-5	-6	-7	19
7-1/2"	7.48	6	0.554	6.375	3	3.375	3	-1	-2	-3	-4	-5	-6	-7	20
7-7/8"	7.855	6	0.554	6.75	3.375	--	1	-1	-2	-3	-4	-5	-6	-7	21
8-1/4"	8.23	6	0.554	7.125	3.375	3.75	3	-1	-2	-3	-4	-5	-6	-7	22
8-5/8"	8.605	6	0.554	7.5	3.75	--	1	-1	-2	-3	-4	-5	-6	-7	23
9"	8.98	6	0.554	7.875	3.75	4.125	3	-1	-2	-3	-4	-5	-6	-7	24
9-3/8"	9.355	6	0.554	8.25	4.125	--	1	-1	-2	-3	-4	-5	-6	-7	25
9-3/4"	9.73	6	0.554	8.625	4.125	4.5	3	-1	-2	-3	-4	-5	-6	-7	26
10-1/8"	10.105	6	0.554	9	4.5	--	1	-1	-2	-3	-4	-5	-6	-7	27
10-1/2"	10.48	6	0.554	9.375	4.5	4.875	3	-1	-2	-3	-4	-5	-6	-7	28
10-7/8"	10.855	6	0.554	9.75	4.875	--	1	-1	-2	-3	-4	-5	-6	-7	29
11-1/4"	11.23	8	0.554	10.125	3.375	6.75	1	-1	-2	-3	-4	-5	-6	-7	30
11-5/8"	11.605	8	0.554	10.5	3.375	7.125	1	-1	-2	-3	-4	-5	-6	-7	31
12"	11.98	8	0.554	10.875	3.75	7.125	1	-1	-2	-3	-4	-5	-6	-7	32
12-3/8"	12.355	8	0.554	11.25	3.75	7.5	1	-1	-2	-3	-4	-5	-6	-7	33
12-3/4"	12.73	8	0.554	11.625	3.75	7.875	1	-1	-2	-3	-4	-5	-6	-7	34

* Please note, two different gray options are available.

Part number construction example:

200-81837-306 = 200-81837-306 for 2-1/4" Brown 4 Stud Panel

